




Hall Research Technologies, Inc.

Models SP-DVI-2A and SP-DVI-4A

2 & 4 Port DVI Video Splitter/Extender




December 8, 2005
SP-DVI-2A/4A User's Manual

UMA1064 Rev. n/c

**CUSTOMER
SUPPORT
INFORMATION**

Order toll-free in the U.S. **800-959-6439**
FREE technical support, Call **714-641-6607** or fax **714-641-6698**
Mail order: **Hall Research Technologies**, 1163 Warner Ave., Tustin, CA 92780
Web site: www.hallresearch.com • E-mail: info@hallresearch.com

Trademarks Used In this Manual

Hall Research, HRT, and  (logo) are trademarks of Hall Research Technologies, Inc. Any other trademarks mentioned in this manual are acknowledged to be the property of the trademark owners.

Federal Communications Commission Statement

This equipment generates, uses and radiates radio frequency energy and, if not installed and used in accordance with the instructions, may cause harmful interference to radio communications. It has been tested and found to comply with the limits for a Class A computing device, pursuant to Part 15 of the FCC rules. Harmful interference when operated in a commercial environment. Operation of this equipment in a residential area may cause interference, in which case the user, at his own expense, will be required to take whatever measures are necessary to correct the interference.

European Union Declaration of Conformity

This product has been tested and shown to comply with the requirements of the European EMC directive 89/336/EEC



1.0 General


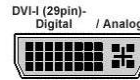
Thank you for purchasing Hall Research Technologies' DVI Video Splitter/Extender. The Splitters allow routing of a single DVI equipped device (such as PC) to multiple DVI displays (such as plasma or LCD screens). The Splitters support single-link, DVI-I (integrated Analog and/or Digital) video signals at resolutions of up to 1600x1200. The DVI Splitters feature front panel LED indicator for power on state, plus they can be used to extend the DVI output to 10 meters (33 ft).

2.0 Features


- Clear & sharp image at resolution up to 1600x1200 (including 1080i).
- Supports both digital and analog DVI signals (DVI-I), allowing you to connect a DVI-I equipped PC to monitors that have DVI-I or legacy monitors with VGA inputs only (*In this case HD15 to DVI cable will be necessary*)
- Can be cascaded (2-levels deep) for more outputs
- Installs in minutes
- Compliant with the specification of DVI 1.0
- 1U rack design for 4-channel version (Model SP-DVI-4A)

3.0 Installation

1. Your package includes the Splitter box, a power supply and this Manual (the 4 port Splitter also includes rack-mount kit). You need to purchase an input cable for connection to your video source and possible output extension cables to go to your monitors. Hall Research sells high quality DVI cables and adapters at various lengths.



2. Make sure the PC, the Splitter, and the monitors are all turned off
3. Plug the monitor's cables into the DVI OUT ports of the Splitter (*Note that at least one monitor needs to be connected to the output 1 of the Splitter*)
4. Plug a male-to-male extension cable from PC's DVI port to the Splitter
5. Plug the supplied power adapter to the unit (The green LED on the front panel turns on)
6. Turn on the monitors.
7. Turn on the PC.



4.0 Cascade Operation

For more outputs you can connect output #1 of the Splitter to the input of a Slave Splitter. It is recommended to keep cascading to only 2-levels deep.

5.0 Troubleshooting

Cable Length Limitations

The splitter can accept up to 5 meters of cable on its input and 10 meters on its output for a total of 15 meters (50 feet total). At long distances if you start to experience video degradation, you should turn the refresh rate and/or resolution of the video signal lower.

HDCP (Content Protection) Problems in Home-theatre A/V applications

The Splitter is designed to work with PC's with DVI outputs. It may or may not work fine with A/V equipment that has integrated DVI connectors. Hall

Research does not guarantee compatibility with HDCP encoded video sources on the market. Please contact HRT for information on HDMI (new standard for home-theatre digital A/V connections) capable equipment.

If you are convinced that the unit is defective ...

Do not open or try to repair the unit yourself. There is no customer repairable items in the unit and you will void your warranty by doing so. Contact HRT instead.

5.1 Contacting Hall Research and Shipping/Packaging

Contact HRT Support at 714-641-6607 or via email or web. Before you do, make a record of the history of the problem. We will be able to provide more efficient and accurate assistance if you have a complete description. If you need to ship your converter for repair, make sure to get a Return Material Authorization (RMA) number first.

6.0 Specifications

Standards	DVI-I Single Link, Compliant with DDWG DVI 1.0 Standard
Resolutions	PC resolutions up to 1600x1200 @ 60 Hz & HDTV to 1080i
Temperature	Operating: 32 to 122°F (0 to 50°C); Storage: -40 to +185°F (-40 to +85°C)
Enclosure	Steel
MTBF	90,000 hours (calculated estimate)
Power	From utility-power (mains) outlet, through included external power supply. Output Voltage: 7.5 to 9v DC Center-Positive 1500 ma maximum
Size (wxdxh)	<u>2-Port</u> : 7.9" x 3" x 1.65" <u>4-Port</u> : 10.6" x 4.1" x 1.65"
Weight	<u>2-Port</u> : 1.4 pounds <u>4-Port</u> : 2.2 pounds

© Copyright 2005. Hall Research Technologies, Inc.
All rights reserved